



Project:

Item Number:

Quantity:

Induction Range: Mirage™ Commercial Countertop

The Vollrath Company, L.L.C.

INDUCTION RANGE: MIRAGE™ COMMERCIAL COUNTERTOP

MODELS: 59500 1.8 kW @ 120V (U.S. Only)
59510 1.4 kW @ 120V (Canada Only)



Mirage™ 59500 Commercial Countertop Induction Range

DESCRIPTION

The ultra-low profile, portable countertop induction range is designed for use in light to medium duty front-of-the-house cooking. Models 59500 and 59510 will plug into standard 15A outlets which are readily available in most restaurants and kitchens.

The induction range comes complete with a 6-ft. (183 cm) power cord and plug. The case frame is made from heavy-duty, 18-gauge stainless steel with a ceramic top. The ceramic top is easily cleaned with a mild cleaner.

The induction ranges are equipped with a variety of safety features including:

- Over-heat protection
- Small-article detection
- Pan auto-detection function
- Empty-pan shut-off
- Safety auto-shut-off function

Agency Listings — 59500



This device complies with Part 18 FCC Rules.

Agency Listings — 59510



This device complies with Part 18 FCC Rules.

FEATURES

- 100 power levels with optimum power output to a wide variety of induction-ready cookware.
- 1-100 power levels or °F/°C temperature level controls.
- Easy to read digital readout for power level.
- 1-180 minute timer.
- Stainless steel case and ceramic top.
- Patent-pending low profile design and complete portability.
- 59500 has a variable speed knob for fast temperature adjustment.
- Rubber feet to prevent slipping of appliance.
- Unit comes with cord and plug and does not require hard wiring.
- Full one-year parts and labor warranty.
- Ranges display HOT when unit is turned off, if the counter is still hot.

IMPORTANT

- This appliance is intended for use with induction-ready cookware.
- All models require adequate unrestricted intake and exhaust air ventilation for proper operation of the controls. The maximum intake temperature must not exceed 110°F (43°C). Temperatures are measured in ambient air while all appliances in the kitchen are in operation.
- Countertop models require a minimum clearance of 3 inches (7.6 cm) at the rear and 1 inch (2.5 cm) at the bottom.

Approvals

Date:



Setting the Standard™

www.vollrathco.com

The Vollrath Company, L.L.C.
1236 North 18th Street
Sheboygan, WI 53082-0611
U.S.A.
Main Tel: 800.624.2051
Service Tel: 800.628.0832
FAX: 800.752.5620


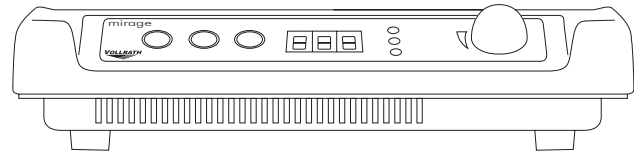
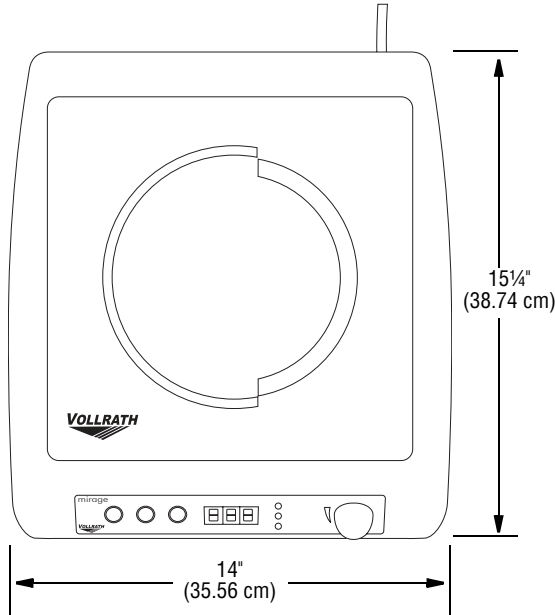
Vollrath of Canada, Co
Tel: 800.695.8560
FAX: 800.752.5620

INDUCTION RANGE: MIRAGE™ COMMERCIAL COUNTERTOP

MODELS: 59500 1.8 kW @ 120V (U.S. Only)
 59510 1.4 kW @ 120V (Canada Only)

DIMENSIONS

- ❑ Overall dimension: 14" wide x 15¼" deep x 3" high (35.56 cm x 38.74 cm x 7.62 cm)
- ❑ Shipping container dimension: 17¾" wide x 17" deep x 7¼" high (45.09 cm x 43.18cm x 18.42 cm)
- ❑ Weight of unit: 12.75 lbs (5.78 kg)
- ❑ Shipping weight: 15.70 lbs (7.12 kg)
- ❑ Dimensions shown in inches (cm)

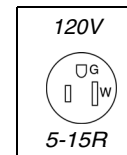


Unit shown with ½" (1.27 cm) feet.

ELECTRICAL SPECIFICATIONS - 1 PHASE, 60 HZ

Model	kW Rating	Volts	Nominal Amps	NEMA Plug	Remarks
59500	1.8 kW	120V AC	15	5-15P	
59510	1.4 kW	120V AC	12	5-15P	

Receptacles



www.vollrathco.com

The Vollrath Company, L.L.C.
 1236 North 18th Street
 Sheboygan, WI 53082-0611
 U.S.A.
 Main Tel: 800.624.2051
 Service Tel: 800.628.0832
 FAX: 800.752.5620

Vollrath of Canada, Co
 Tel: 800.695.8560
 FAX: 800.752.5620