

Three Comp. Sink & Three Comp. Bakery Sheet Pan Sink

MODELS:

MRSA-3-D / MRSB-3-D

Standard Features

- Entire sink is formed from a single sheet, fused and polished creating a one-piece sanitary unit
- MRSA model has 18" drainboards
- MRSB model has 24" drainboards
- All exposed welds are grounded smooth and polished to blend with adjacent surfaces providing a satin finish
- Large radius on all corners both vertically and horizontally
- Creased and angled drain boards for easy drainage
- Galvanized legs are standard on all models
- Adjustable ABS bullet feet
- Faucets sold separately



MRSA-3-D



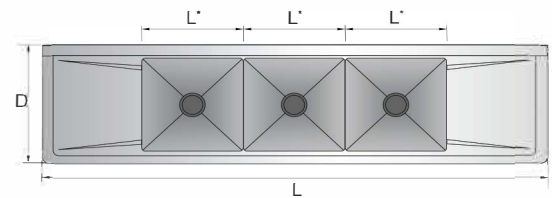
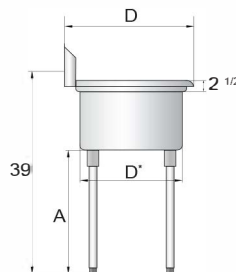
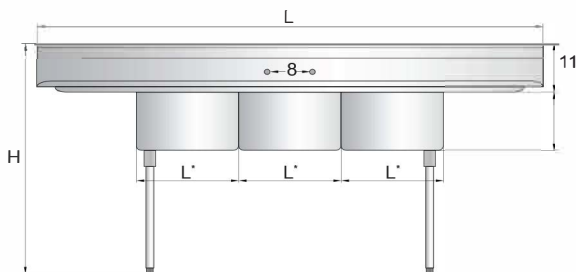
MRSB-3-D

Optional Features

- Leg cross bar (pair) part #: MRPN007

Models	Ga.	Bowl Size(inch) (L*×D*×H*)	Leg Size(inch)	Exterior Dimensions(inch) (L×D×H)	Net Weight(lbs)
MRSB-3-D	16	24 × 24 × 14	19 ^{1/2}	120 × 30 × 44 ^{1/2}	161
MRSA-3-D	18	18 × 18 × 12	21 ^{1/2}	90 × 24 × 44 ^{1/2}	84

PLAN VIEW



90 DAYS WARRANTY ON WORKMANSHIP

