



“WE MAKE THE KITCHEN BETTER!”

Toll Free: 855-855-0399 Email: info@atosausa.com
www.atosa.com | www.atosausa.com
California, Colorado, Florida, Georgia, Illinois,
Massachusetts, New Jersey, Ohio, Texas, Washington

Top Mount Reach-In Refrigerators

MODELS:
MBF8004GR / MBF8005GR / MBF8006GR

Standard Features

- Top mount compressor with environmentally friendly R290 refrigerant
- Stainless steel exterior & interior
- Dixell digital controller
- Maintains temperatures between 33°F – 40°F
- LED interior light(s)
- Recessed door handle(s)
- Door lock(s) standard
- Magnetic door gasket(s) standard for positive door seal
- Pre-installed casters
- Three(3) pre-installed shelves per section
- Down duct refrigeration to ensure even distribution of air

Optional Accessories

- Extra shelves – includes 4 shelf clips per shelf
MBF8004GR shelf part #: W0402389
MBF8005GR shelf part #: W0402385
MBF8006GR shelf part #: W0402385 left/right shelf, part #: W0402386 middle shelf

For the best results of food preservation we recommend setting your refrigerator between 33 °F - 38 °F

1. Don't forget to leave the unit some room to breathe!
2. Please clean the condenser frequently to give the unit more fresh air.



MBF8004GR



MBF8005GR



MBF8006GR



2 YEAR PARTS AND LABOR WARRANTY (US ONLY)
5 YEAR COMPRESSOR PART WARRANTY (US ONLY)



For confirmation and updates on the latest energy star models, please visit energystar.gov



"WE MAKE THE KITCHEN BETTER!"

Toll Free: 855-855-0399 Email: info@atosausa.com

www.atosa.com | www.atosausa.com

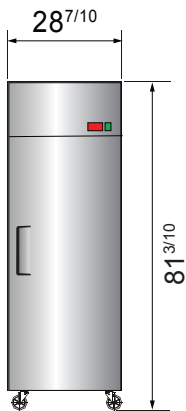
California, Colorado, Florida, Georgia, Illinois, Massachusetts, New Jersey, Ohio, Texas, Washington

SPECIFICATIONS

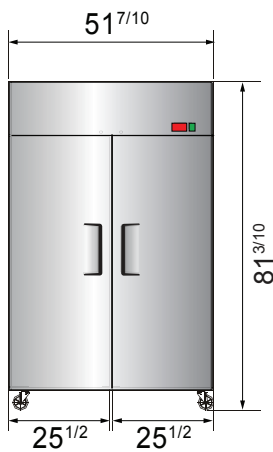
Models	Door	Capacity (Cu.Ft.)	Shelves	Casters (inch)	Amps (A)	Voltage (V/Hz/Ph)	HP	Refrigerant	Exterior Dimensions (inch)	Net Weight (lbs)	Gross Weight (lbs)
MBF8004GR	1	21.4	3	4	2.1	115/60/1	1/7	R290	28 ^{7/10} ×31 ^{7/10} ×81 ^{3/10}	220	254
MBF8005GR	2	43.2	6	4	3.2	115/60/1	1/5	R290	51 ^{7/10} ×31 ^{7/10} ×81 ^{3/10}	340	390
MBF8006GR	3	64.9	9	4	4.2	115/60/1	1/4	R290	77 ^{4/5} ×31 ^{7/10} ×81 ^{3/10}	472	551

PLAN VIEW

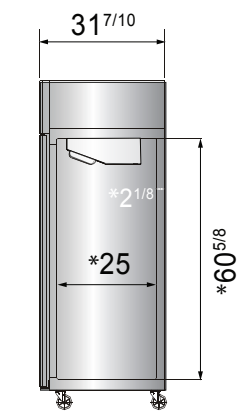
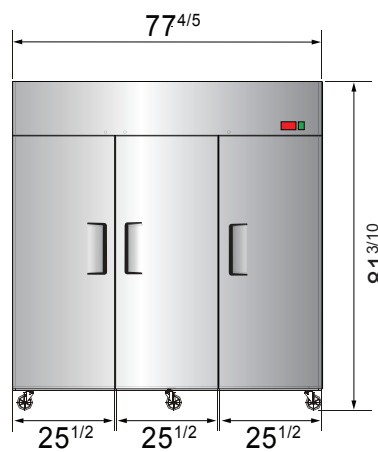
MBF8004GR



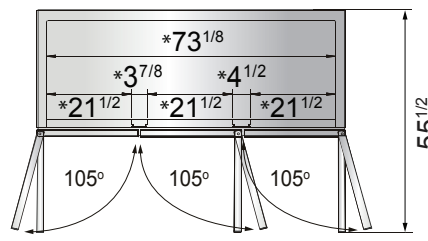
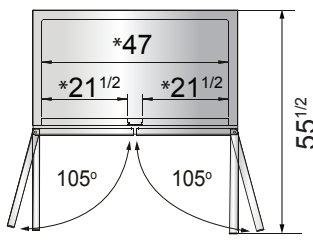
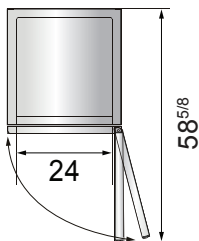
MBF8005GR



MBF8006GR



*Interior Dimensions



SELF-CLOSING AND STAY OPEN DOOR FEATURE

Casters

Epoxy shelves

Door lock

Down duct

Temperature control



NEMA 5-15P

